


IS Insulating Rods

Nominal voltages up to 36 kV / 50 Hz

- Not for use in wet weather 
- For indoor and outdoor installations
- Attachable switching rod head allows for use as switching rod
- Supporting head for hexagon shaft or T pin shaft
- For use as earthing rod
- For use as operating rod for insulating protective shutters in accordance with DIN VDE 0682 Part 552

SAFETY EQUIPMENT

OPERATING RODS

Insulating rod in accordance with DIN VDE 0681 Part 1
Switching rod head in accordance with DIN VDE 0681 Part 2



Switching a disconnector by means of an IS SK insulating rod with switching rod head.



IS SK insulating rod with SSK M12 switching rod head.



SSK SQ switching rod head mounted on an IS SQ insulating rod. The black knurled nut is locked into position using the insulating rod.

Technical Data

Insulating tube	Glass-fibre reinforced polyester tube, Ø30 mm, yellow
Sealing unit	Slip-proof plastic cap or plug-in coupling for handle extension



IS SK insulating rod for operating clamps with hexagon shaft of earthing and short-circuiting devices.




The handle of IS STK insulating rods can be easily extended via the plug-in coupling.

SAFETY EQUIPMENT

IS Insulating Rods

OPERATING RODS



Type	Nominal voltage U_N	Max. weight on the operating head*)	Total length l_G	Insertion depth l_o	Part No.
------	--------------------------	--	-----------------------	--------------------------	-------------

A Insulating Rods, Hexagon Shaft

With M12 thread and spring locking mechanism

- For use as switching rod with switching rod head, Part No. 765 005
- For use as earthing rod

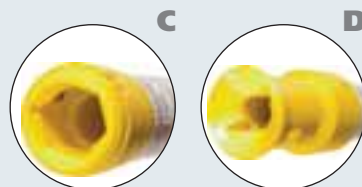
IS 36 SK 1000	36 kV		1000 mm	175 mm	766 001
IS 36 SK 1500	36 kV		1500 mm	475 mm	766 002

B Insulating Rods, T Pin Shaft

Bayonet locking mechanism

- For use as switching rod with switching rod head, Part No. 765 009
- For use as earthing rod
- For use as operating rod for insulating protective shutters

IS 36 SQ 1000	36 kV	17 kg	1028 mm	150 mm	766 311
IS 36 SQ 1500	36 kV	17 kg	1528 mm	500 mm	766 315



Type	Nominal voltage U_N	Max. weight on the operating head*)	Total length l_G	Insertion depth l_o	Part No.
------	--------------------------	--	-----------------------	--------------------------	-------------

C STK Insulating Rod, Hexagon Shaft

With M12 thread, spring locking mechanism and plug-in coupling for extending the handle

- For use as switching rod with switching rod head Part No. 765 005
- For use as earthing rod

IS 36 SK STK 1000	36 kV		1000 mm	175 mm	766 100 new
-------------------	-------	--	---------	--------	--------------------


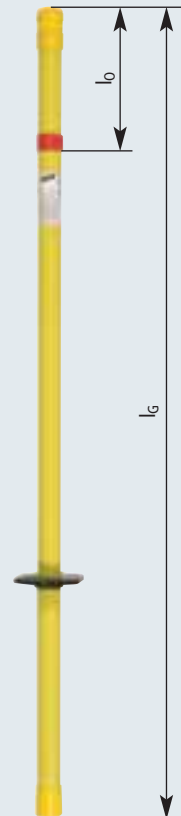
D STK Insulating Rod, T Pin Shaft

Bayonet locking mechanism and plug-in coupling for extending the handle

- For use as switching rod with switching rod head Part No. 765 009
- For use as earthing rod
- For use as operating rod for insulated protective shutters

IS 36 SQ STK 1000	36 kV	17 kg	1028 mm	150 mm	766 301 new
-------------------	-------	-------	---------	--------	--------------------

*) Max. shutter weight for the operation of insulating protective shutters.



Accessories for IS Insulating Rods

SAFETY EQUIPMENT

OPERATING RODS

Switching Rod Head for IS SK Insulating Rods, with M12 Thread

According to DIN VDE 0681 Part 2



Type	Material	Part No.
SSK M12	St, sheathed overall in PVC	765 005

Switching Rod Head for IS SQ Insulating Rods, with T Pin Shaft (Bayonet Locking Mechanism)

According to DIN VDE 0681 Part 2

T pin shaft acc. to DIN 48087

Switching rod head is fixed on the insulating rod via the knurled nut



Type	Material	Part No.
SSK SQ	Polyamide	765 009




HV STK Extension Handle

Plug-in coupling at both ends for extending the handle

Type	Diameter	Total length	Part No.
		l_G	
HV STK 30 710	30 mm	710 mm	766 335
HV STK 43 910	43 mm	910 mm	766 456 new
HV STK 43 1280	43 mm	1280 mm	766 466 new

Storage Device

Wall-mounted



Type	Colour	Diameter	Dimensions	Part No.
HV P ST D30	●	30 mm	430 mm	700 007
HV P ST D40 45	●	40 ... 45 mm	530 mm	700 008