



## IS STK Insulating Rod Kit

Nominal voltages up to 36 kV / 50 Hz

- Not for use in wet weather 
- For indoor and outdoor installations
- Plug-in coupling protected against twisting and bridging
- Easy transport due to detachable rods
- Kits for a variety of applications
- For use as switching rod, earthing rod or operating rod



Plastic plug-in coupling protected against twisting used as extension for the insulating rod (yellow coupling).



Dirt-repellent sealing unit with plug-in coupling.

## SAFETY EQUIPMENT

### OPERATING RODS

Insulating rod in accordance with DIN VDE 0681 Part 1  
Switching rod head in accordance with DIN VDE 0681 Part 2



IS STK insulating rod with STK switching rod head used as switching rod.

#### Technical Data

Switching rod head	Glass-fibre reinforced polyester tube, Ø30 mm, grey, steel switching pin, sheathed overall in PVC
Operating head	Plastic coupling with T pin shaft, yellow; aluminium coupling with long T pin shaft
Insulating tube	Glass-fibre reinforced polyester tube, Ø30 mm or Ø43 mm, grey or yellow
Coupling	Plastic plug-in coupling protected against twisting, yellow or black




The artificial leather bag with reinforced back panel allows for safe transport and easy storage of the single components.

## SAFETY EQUIPMENT


## IS STK Insulating Rod Kit

## OPERATING RODS

Type	Version	Nominal voltage $U_N$	Max. total length $l_G$	Max. load on the operating head	Part No.
<b>A Switching Rod Kit with Ø30 mm</b>					
In accordance with DIN VDE 0681 Part 1 and Part 2					
Pos.	Qty.	Type	Description	Part No.	
1	1	SSK 36 STK 560	Switching rod head $l = 560$ mm	766 164	
4	2	ISV 36 STK 30 910	Extension for insulating rod $l = 910$ mm	766 356	
5	1	IS 36 STK 30 1280	Insulating rod $l = 1280$ mm	766 363	
9	1	KLT 130 33	Artificial leather bag, empty	766 069	
SCSS 36 STK 30	Switching rod kit, complete	up to 36 kV	3450 mm		<b>766 323</b> new



<b>B Operating Rod Kit for Protective Shutters with Ø30 mm</b>					
In accordance with DIN VDE 0682 Part 552					
Pos.	Qty.	Type	Description	Part No.	
1	1	SSK 36 STK 560	Switching rod head $l = 560$ mm	766 164	
2	1	AK 36 SQ STK 360	STK operating head / T pin shaft	766 365	
4	1	ISV 36 STK 30 910	Extension for insulating rod $l = 910$ mm	766 356	
5	1	IS 36 STK 30 1280	Insulating rod $l = 1280$ mm	766 363	
9	1	KLT 130 33	Artificial leather bag, empty	766 069	
ASS 36 STK 30	Operating rod kit, complete	up to 36 kV	1700 mm 2600 mm	12 kg 5 kg	<b>766 325</b> new



<b>C Earthing Rod Kit with Ø43 mm</b>					
Pos.	Qty.	Type	Description	Part No.	
2	1	AK 36 SQ STK 360	STK operating head / T pin shaft	766 365	
3	1	AK SQL STK 365	STK operating head / long T pin shaft	766 465	
6	1	IS 36 STK 43 1280	Insulating rod $l = 1280$ mm	766 463	
8	2	HV STK 43 1280	Extension handle $l = 1280$ mm	766 466	
9	1	KLT 130 33	Artificial leather bag, empty	766 069	
ESS STK 43	Earthing rod kit, complete		1600 mm 2800 mm 4000 mm	35 kg 14 kg 8 kg	<b>766 450</b> new



<b>D Operating Rod Kit for Protective Shutters with Ø43/30 mm</b>					
In accordance with DIN VDE 0682 Part 552					
Pos.	Qty.	Type	Description	Part No.	
1	1	SSK 36 STK 560	Switching rod head $l = 560$ mm	766 164	
2	1	AK 36 SQ STK 360	STK operating head / T pin shaft	766 365	
4	1	ISV 36 STK 30 910	Extension for insulating rod $l = 910$ mm	766 356	
6	1	IS 36 STK 43 1280	Insulating rod $l = 1280$ mm	766 463	
7	1	HV STK 43 910	Extension handle $l = 910$ mm	766 456	
9	1	KLT 130 33	Artificial leather bag, empty	766 069	
ASS 36 STK 43	Operating rod kit, complete	up to 36 kV	1700 mm 2600 mm	25 kg 15 kg	<b>766 452</b> new

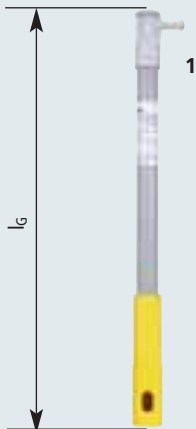


See next page for single parts for the IS STK insulating rod kit.

## Single Parts of Insulating Rod IS STK (Kit)

## SAFETY EQUIPMENT

## OPERATING RODS



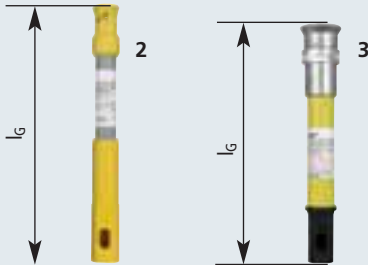
### STK Switching Rod Head

Type	Diameter	Total length $l_G$	Position	Part No.	
SSK 36 STK 560	30 mm	560 mm	1	766 164	new

### STK Operating Head / T Pin Shaft

Plastic coupling (bayonet locking mechanism) for indoor installations

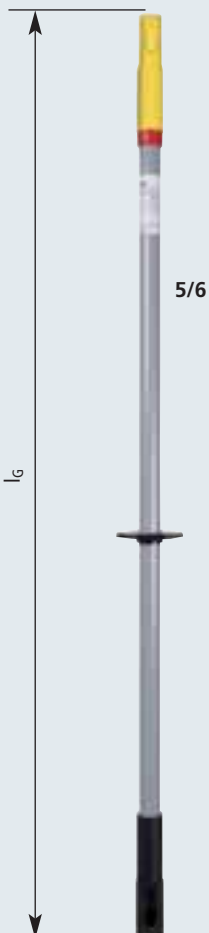
Type	Diameter	Total length $l_G$	Position	Part No.	
AK 36 SQ STK 360	30 mm	360 mm	2	766 365	new



### STK Operating Head / Long T Pin Shaft

Aluminium cone coupling with adjusting ring (bayonet locking mechanism) for earthing and short-circuiting in outdoor installations

Type	Diameter	Total length $l_G$	Position	Part No.	
AK SQL STK 365	43 mm	365 mm	3	766 465	new



### IS 36 STK Insulating Rod

Plug-in coupling at both ends for extension elements, operating heads or adapters

Type	Nominal voltage		Handle length		Total length		Part No.	
	$U_N$	Diameter	$l_H$	$l_G$	Position			
IS 36 STK 30 1280	up to 36 kV	30 mm	560 mm	1280 mm	5	766 363	new	
IS 36 STK 43 1280	up to 36 kV	43 mm	560 mm	1280 mm	6	766 463	new	

## SAFETY EQUIPMENT

## Single Parts of Insulating Rod IS STK (Kit)

## OPERATING RODS

## ISV 36 STK Extension for Insulating Rod

Plug-in coupling at both ends for extending the insertion depth or the handle

Type	Diameter	Total length		Part No.	
		$l_G$	Position		
ISV 36 STK 30 910	30 mm	910 mm	4	766 356	new
ISV 36 STK 30 1280	30 mm	1280 mm		766 366	

## HV STK Extension Handle

Plug-in coupling at both ends for extending the handle

Type	Diameter	Total length		Part No.	
		$l_G$	Position		
HV STK 30 710	30 mm	710 mm		766 335	
HV STK 43 910	43 mm	910 mm	7	766 456	new
HV STK 43 1280	43 mm	1280 mm	8	766 466	new



## STK Sealing Unit

Type	Diameter	Total length		Part No.	
		$l_G$			
A STK	30 / 43 mm	85 mm		766 888	new



## STK Sealing Unit with Eye

Type	Diameter	Total length		Part No.	
		$l_G$			
AR STK	30 / 43 mm	150 mm		766 889	new



## Artificial Leather Bag, empty

With zip and shoulder strap

Max. capacity:

- 1 IS 36 STK insulating rod
- 2 ISV 36 STK extensions for insulating rods
- 1 STK switching rod head
- 1 Adapter or operating head

Type	Colour	Dimensions	Position	Part No.
KLT 130 33	●	1300 x 300 mm	9	766 069



## Storage Device

Wall-mounted

Type	Colour	Diameter	Dimensions	Part No.
HV P ST D30	●	30 mm	430 mm	700 007
HV P ST D40 45	●	40 ... 45 mm	530 mm	700 008

