


## PHE/G d.c. Voltage Detector

### Nominal voltages up to 7.5 kV d.c.


- Also for use in wet weather 
- For indoor and outdoor installations
- For use in d.c. systems (electrified rail networks, d.c. links)
- With self-testing element
- Visual indicator
- Optional earthing (positive or negative pole)
- Easy transport due to detachable insulating rod

#### Self-testing element

Electronic PHE/GI and PHE/GII d.c. voltage detectors have an integrated self-testing element that automatically tests the electronic circuit for correct operation (threshold) after switching on the detector. The detector is only ready for operation if the function test was performed successfully.

#### Replacing the battery

The voltage detector operates on 4 Mignon IEC LR6 batteries housed in a separate battery compartment for easy battery replacement. Low battery conditions are indicated by both LEDs permanently illuminated when switching on the voltage detector (function test).



## SAFETY EQUIPMENT VOLTAGE DETECTORS

Based on EN/IEC 61243-2 (DIN VDE 0682 Part 412)



PHE/G II d.c. voltage detector for d.c. links (ICE operating head).

#### Technical Data

Test prod	Glass-fibre reinforced polyester tube, grey; Test electrodes made of Cu alloy/gal Sn; PHE/G I (A) for overhead contact lines: Ø20 mm, hook-shaped electrode; PHE/G I (B) for switchgear installations and PHE/G II (C): Ø20 mm (B) or Ø20/30 mm (C), with tooth profile for safe contact, with M8 female thread for attaching electrodes and test probes
Colour marking	Polarity on the test prod: Positive pole: red; Negative pole: blue
Indicator	Plastic, fully insulated, black
Indication	Red LED '⚡' (flashing light); Green LED '0' (permanent light)
Insulating rod	Glass-fibre reinforced polyester tube, Ø43 / 30 mm, grey; PHE/G I (A) for overhead contact lines: Sealing unit with plug-in coupling and non-slip eye (Al/rubber); PHE/G I (B) for switchgear installations: Sealing unit with plug-in coupling for extending the handle; PHE/G II (C): Sealing unit with non-slip plastic cap
Connecting cable	Highly-flexible copper cable, plastic-insulated
Earth clamp	Flexible adjustable handle, MCl/gal Zn, clamping range: up to 20 mm
Operating temperature range	- 25° C ... + 55° C, climatic category N

## SAFETY EQUIPMENT

### VOLTAGE DETECTORS

## PHE/G d.c. Voltage Detector



Type	Length of connecting cable	Total length $l_G$	Part No.
------	----------------------------	--------------------	----------

#### A PHE/G I Overhead Contact Lines

- Single-pole (3-part unit)
- For single-ended d.c. systems
- Threshold voltage  $U_A = 0.5 \times U_N$
- Please specify the nominal voltage ( $U_N$ ) when placing your order!
- Please specify the polarity (positive or negative earth) when placing your order!

PHEG1 ... FD	6000 mm	4060 mm	767 600
--------------	---------	---------	---------

#### B PHE/G I for Switchgear Installations

- Single-pole
- For single-ended d.c. systems
- Threshold voltage  $U_A = 0.5 \times U_N$
- Please specify the nominal voltage ( $U_N$ ) when placing your order!
- Please specify the polarity (positive or negative earth) when placing your order!

PHEG1 ... S	2000 mm	1080 mm	767 601
-------------	---------	---------	---------

#### C PHE/G II

- Two-pole
- For non-earthed d.c. systems
- For d.c. links (electric locomotives;  $U_A \leq 120 \text{ V}$ ,  $l_G = 800 \text{ mm}$ )
- Indicator with red positive pole on test prod
- Please specify the threshold voltage ( $U_A$ ) when placing your order!
- Please specify the nominal voltage ( $U_N$ ) when placing your order!

PHEG2 ...	1200 mm	1075 mm	767 602
-----------	---------	---------	---------

Other lengths and threshold voltages ( $U_A$ ) are available on request.

### Accessories for PHE/G d.c. Voltage Detector, Part No. 767 600

#### Artificial Leather Bag, empty

With shoulder strap



Type	Colour	Dimensions	Part No.
KLT 160 17	●	Ø170 x 1600 mm	766 614

### Accessories for PHE/G d.c. Voltage Detectors, Part No. 767 601 and 767 602

#### Artificial Leather Bag, empty

With shoulder strap

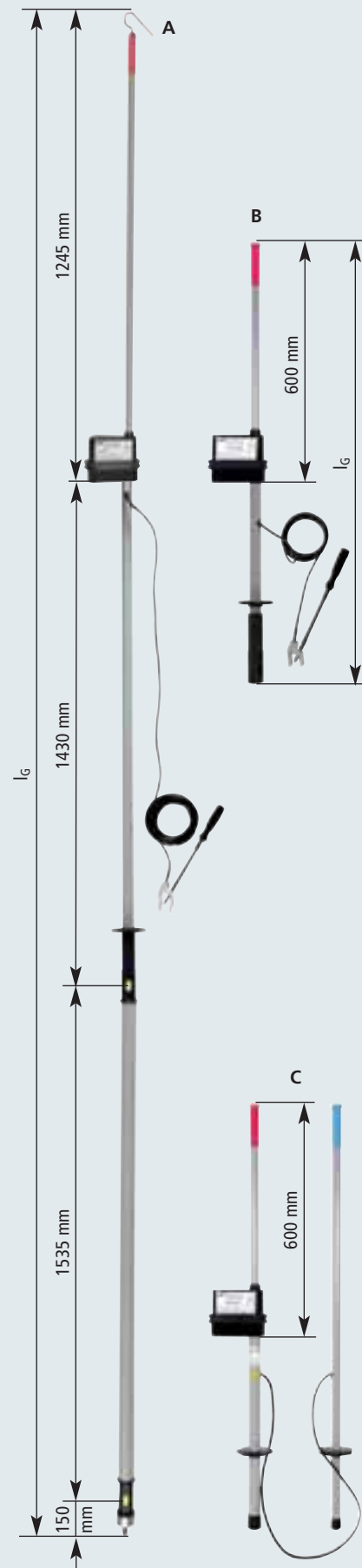
Type	Colour	Dimensions	Part No.
KLT 121 25 16	●	1200 x 250 x 160 mm	766 601

#### Canvas Bag, empty

With shoulder strap



Type	Colour	Dimensions	Part No.
STT 120 30 15	●	1200 x 300 x 150 mm	766 704



(Picture with transport lengths)